

# Genie® GS™ -2032 & GS-2046

## Specifications

Models	GS-2032		GS-2046 E-Drive	
Measurements	US	Metric	US	Metric
Working height max. - indoor <sup>(1)</sup>	26 ft 1 in	8.13 m	26 ft 1 in	8.13 m
Working height max. - outdoor <sup>(1)</sup>	22 ft	6.88 m	22 ft 4 in	6.98 m
<b>A</b> Platform height max. - indoor	20 ft 1 in	6.13 m	20 ft 1 in	6.13 m
<b>A</b> Platform height max. - outdoor	16 ft	4.88 m	16 ft 4 in	4.98 m
<b>B</b> Platform height - stowed	3 ft 6 in	1.07 m	3 ft 6 in	1.07 m
<b>C</b> Platform length - outside	7 ft 5 in	2.26 m	7 ft 5 in	2.26 m
<b>C</b> Platform length - outside, extended	10 ft 5 in	3.18 m	10 ft 5 in	3.18 m
Slide-out platform extension deck - length	3 ft	0.91 m	3 ft	0.91 m
<b>D</b> Platform width - outside	2 ft 8 in	0.81 m	3 ft 9.5 in	1.16 m
Guardrail height	3 ft 7 in	1.10 m	3 ft 7 in	1.10 m
Toeboard height	6 in	15 cm	6 in	15 cm
<b>E</b> Height - stowed (folding rails)	7 ft 2 in	2.18 m	7 ft 2 in	2.18 m
<b>E</b> Height - stowed (rails lowered)	5 ft 11 in	1.80 m	5 ft 2 in	1.57 m
<b>F</b> Length machine - stowed	8 ft	2.44 m	8 ft	2.44 m
<b>F</b> Length machine - stowed, extended	10 ft 11 in	3.33 m	10 ft 11 in	3.33 m
<b>G</b> Width	2 ft 8 in	0.81 m	3 ft 10 in	1.16 m
<b>H</b> Wheelbase	6 ft 1 in	1.85 m	6 ft 1 in	1.85 m
<b>I</b> Ground clearance (center) - pothole guards retracted	5 in	12 cm	5 in	12 cm
<b>I</b> Ground clearance - pothole guards deployed	0.9 in	2.30 cm	0.9 in	2.30 cm

## Productivity

Maximum platform occupancy (in/out)	2/1	2/1	2/1	2/1
Lift capacity	800 lb	363 kg	1,200 lb	544 kg
Lift capacity - extension deck extended	250 lb	113 kg	250 lb	113 kg
Max. platform drive height	20 ft 1 in	6.13 m	20 ft 1 in	6.13 m
Drive speed - stowed	2.0 mph	3.2 km/h	2.0 mph	3.2 km/h
Drive speed - raised	0.5 mph	0.8 km/h	0.5 mph	0.8 km/h
Gradeability - stowed <sup>(2)</sup>	30%	30%	25%	25%
Turning radius - inside/outside	0/7 ft	0/2.13 m	0/7 ft 6 in	0/2.29 m
Lifting speed - raise/lower	41/33 sec	41/33 sec	32/26 sec	32/26 sec
Tilt sensor activation (front to back/side to side)	3°/1.5°	3°/1.5°	3°/1.5°	3°/1.5°
Tires - solid non-marking	15x5 in	38x13 cm	15x5 in	38x13 cm

## Power

Power	24 V DC (4 x 6 V 225 Ah)	24 V DC (4 x 6 V 225 Ah)	24 V DC (4 x 6 V 225 Ah)	24 V DC (4 x 6 V 225 Ah)
Hydraulic tank capacity (E-Drive)	4 gal	15 L	4 gal	15 L
Hydraulic tank capacity (hydraulic drive)	4.5 gal	17 L	-	-

## Weight<sup>(3)</sup> and Floor Loading<sup>(4)</sup>

Weight	4,038 lb	1,832 kg	3,913 lb	1,775 kg
Tire load max.	1,692 lb	767 kg	2,017 lb	915 kg
Tire contact pressure	111 psi	766 kPa	139.5 psi	938 kPa
Occupied floor pressure	247 psf	11.82 kPa	183 psf	8.63 kPa

## Sound and Vibration Levels

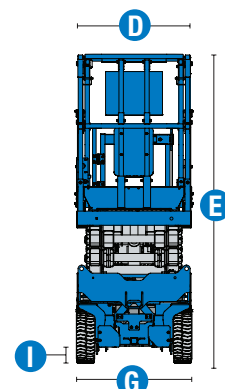
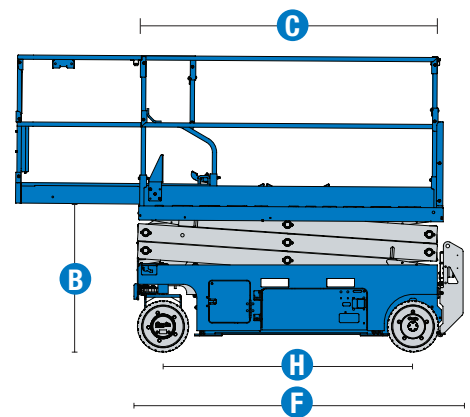
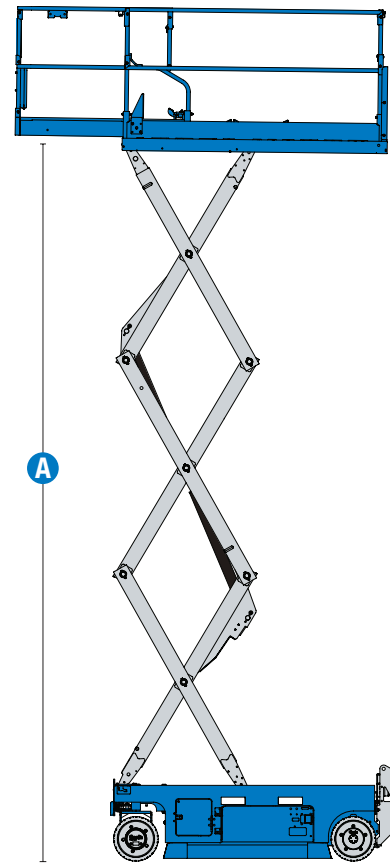
Sound Pressure level (ground workstation)	< 70 dBA	< 70 dBA	< 70 dBA	< 70 dBA
Sound Pressure level (platform workstation)	< 70 dBA	< 70 dBA	< 70 dBA	< 70 dBA
Vibrations	< 2.5 m/s <sup>2</sup>	< 2.5 m/s <sup>2</sup>	< 2.5 m/s <sup>2</sup>	< 2.5 m/s <sup>2</sup>

(1) The metric equivalent of working height adds 2 m to platform height. US adds 6 ft to platform height.

(2) Gradeability applies to driving on slopes and may vary depending on options and machine configurations. See operator's manual for details regarding slope ratings.

(3) Weight refers to standard configuration and may vary depending on options and/or country standards.

(4) Floor loading information is approximate and may vary depending on options and machine configurations. It should be used only with adequate safety factors.



# Genie® GS™ -2032 & GS-2046

## Models

- GS-2032, E-Drive
- GS-2032, Hydraulic drive

## Models

- GS-2046, E-Drive

Option availability		S	S+	BtO
Power	AGM Maintenance-free batteries			○
	Rear recessed charger receptacle	✓	✓	✓
Platform	Power to platform with RCBO		○	○
	Power to platform, no RCBO	✓	✓	✓
	Air line to platform			○
	Automotive-style horn		○	○
	Lift Tools Work Tray		○	○
	AC power to platform	✓	✓	✓
	Descent, tilt and motion alarm	✓	✓	✓
	Diamond plate platform	✓	✓	✓
	Dual LED flashing beacons	✓	✓	✓
	Electric horn	✓	✓	✓
	Folding rails, Full-height swing gate (GS-2046)	✓	✓	✓
	Folding rails, Half-height swing gate (GS-2032)	✓	✓	✓
	Lanyard attachment points	✓	✓	✓
	Platform control guard	✓	✓	✓
	Platform load sense system	✓	✓	✓
	Proportional drive and lift	✓	✓	✓
	Slide out extension deck	✓	✓	✓
SmartLink dual zone control system	✓	✓	✓	
Chassis	Lift Connect Telematics		○	○
	Lift Connect with Access Manager upgrade		○	○
	Eco32 biodegradable hydraulic oil		○	○
	Auxiliary platform lowering	✓	✓	✓
	Dual wheel multi-disc brakes	✓	✓	✓
	Electric brake release	✓	✓	✓
	Fork pockets	✓	✓	✓
	Manual brake release	✓	✓	✓
	On board diagnostic system with battery indicator	✓	✓	✓
	Pothole protection	✓	✓	✓
	Solid non-marking tires	✓	✓	✓
Tech Pro Link connector	✓	✓	✓	
Tie-down and lifting points	✓	✓	✓	

- S Standard
- S+ Standard +
- BtO Build to Order
- Options



Indoor & Outdoor Use



Side Forklift Pockets



Optional E-Drive



### Genie Genuine Accessories<sup>(1)</sup>

- Lift Tools Productivity Tools
- Lift Connect Telematics
- Tech Pro Link Handheld Device

(1) More accessories available from Genie Genuine Parts.

Product specifications are subject to change without notice or obligation. Photographs and/or drawings herein are for illustrative purposes only. Refer to the appropriate Operator's Manual for instructions on proper equipment use. Failure to follow instructions in the Operator's Manual may result in serious injury or death. The only warranty applicable to our equipment is the standard written warranty applicable to the particular product and sale and we make no other warranty, express or implied. Products and services listed may be trademarks, service marks or trade names of Terex Corporation and/or their subsidiaries in the USA and many other countries. Terex, Genie, Quality By Design, Xtra Capacity, Lift Power, Lift Guard, Lift Tools, Lift Connect and Tech Pro Link are registered trademarks of Terex Corporation or its subsidiaries.